



For FREE professional learning resources and video instruction, please visit

www.JasonWerkema.com

Fretboard Flashcards (12th-22nd Frets)


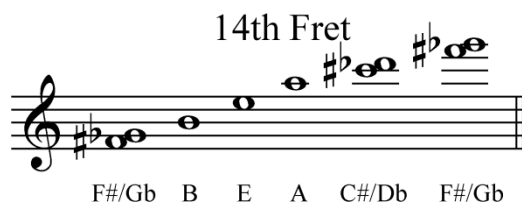


While there are many ways to learn the notes on the guitar fretboard, I recommend flashcards. This method involves learning the notes one fret at a time.

Go to www.JasonWerkema.com for FREE resources and a gallery of fretboard pictures to help you get started. Or you can print this document and cut out each fret picture. Keep the stack of fretboard cards with you and study them whenever you have a few spare minutes. These learning strategies can easily be done away from the guitar.

The upper notes of the guitar are identical to the lower notes only transposed up the octave (i.e., 12 half steps). This means that the 12th fret notes are the same as the open string notes, but they sound one octave higher. 1st fret and 13th are the same, 2nd and 14th are the same, etc.

Benefits: you will...

- Associate the notes on the staff with their letter names and their location on the guitar
- Learn how to read music while learning the fretboard notes
- Learn each string at the same time
- Use repetition –the time-tested art of learning
- Discover patterns of notes throughout the fretboard that will help you in playing your music
- Gain confidence as a guitarist in knowing every note and fret on your instrument





For FREE professional learning resources and video instruction, please visit

www.JasonWerkema.com

16th Fret

G#/Ab C#/Db F#/Gb B D#/Eb G#/Ab

17th Fret

A D G C E A

18th Fret

A#/Bb D#/Eb G#/Ab C#/Db F A#/Bb

19th Fret

B E A D F#/Gb B

20th Fret

C F A#/Bb D#/Eb G C

21st Fret

C#/Db F#/Gb B E G#/Ab C#/Db

22nd Fret

D G C F A D