




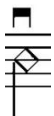

## Basic Strumming Patterns in 4/4 Time


Different Types of Notes:

Whole note = 4 beats	Half note = 2 beats	Quarter note = 1 beat	Eighth note = 1/2 beat	Sixteenth note = 1/4 beat
-------------------------	------------------------	--------------------------	---------------------------	------------------------------



**Directions:** Start with measure one below and practice it slowly until it becomes natural and then increase the tempo. Move on only when you can play a pattern perfectly for several measures.

Strumming Symbols:      **Down Strum** =       **Up Strum** = 



1. Down strum, quarter note, quarter note, quarter note, quarter note

2. Down strum, quarter note, quarter note, quarter note, quarter note

3. Down strum, quarter note, quarter note, quarter note, quarter note

4. Down strum, quarter note, quarter note, quarter note, quarter note

5. Down strum, quarter note, quarter note, quarter note, quarter note

6. Down strum, quarter note, quarter note, quarter note, quarter note

7. Down strum, quarter note, quarter note, quarter note, quarter note

8. Down strum, quarter note, quarter note, quarter note, quarter note

9. Down strum, quarter note, quarter note, quarter note, quarter note

10. Down strum, quarter note, quarter note, quarter note, quarter note

11. Down strum, quarter note, quarter note, quarter note, quarter note

12. Down strum, quarter note, quarter note, quarter note, quarter note